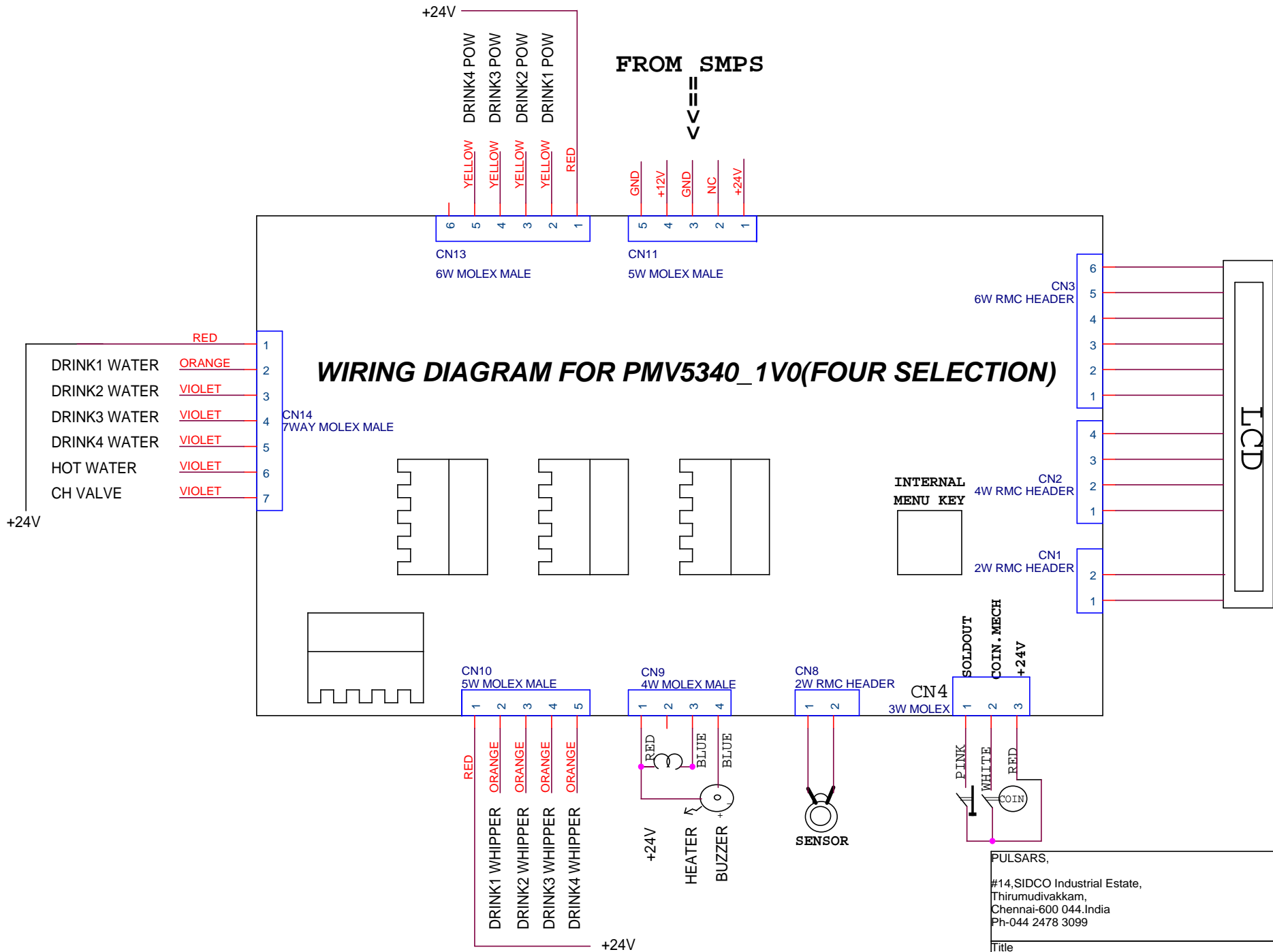


# WIRING DIAGRAM FOR PMV5340\_1V0(FOUR SELECTION)



PULSARS,  
 #14, SIDCO Industrial Estate,  
 Thirumudivakkam,  
 Chennai-600 044, India  
 Ph-044 2478 3099

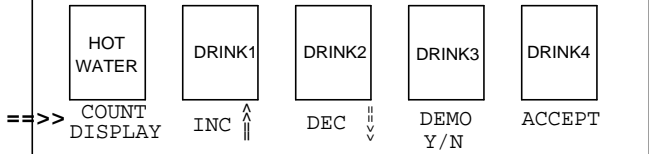


Title <b>WIRING DIAGRAM FOR PMV5340_1V0</b>		
Size A4	Document Number <Doc>	Rev <RevCode>
Date: Thursday, May 31, 2007	Sheet 1	of 1

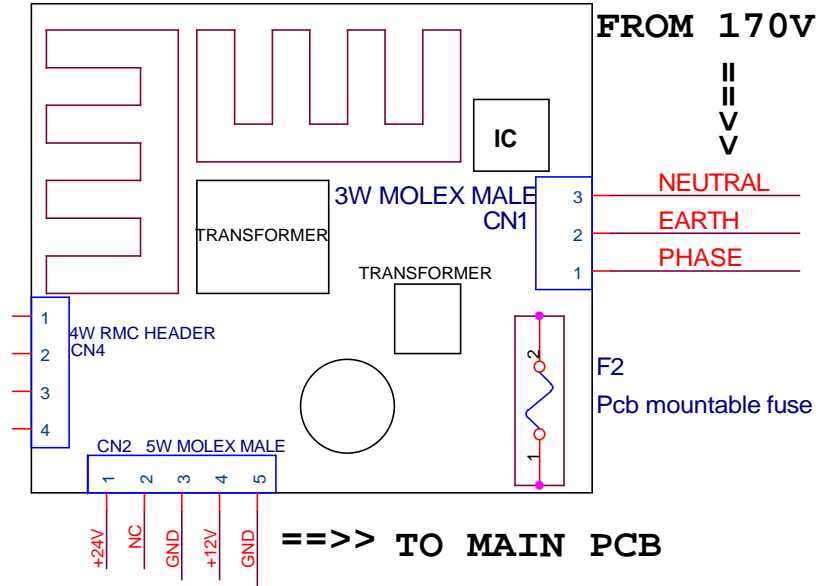
**BOTTOM VIEW**

**PMV5340\_1V0**

**WHILE IN  
SETTING  
MODE**



**SMPS**



**NOTE :**

**FOR FILLING :**

PRESS HOT WATER KEY CONTINUOUSLY FOR 3 SECONDS.

**FOR COUNT DISPLAY :**

PRESS HOT WATER KEY CONTINUOUSLY FOR 2 SECONDS & RELEASE THE KEY & AGAIN PRESS THE SAME KEY.

**FOR FLUSHING :**

PRESS HOT WATER KEY CONTINUOUSLY FOR 2 SECONDS & RELEASE THE KEY & PRESS ANYOTHER KEY.

**FOR HALF CUP :**

PRESS HOT WATER KEY CONTINUOUSLY FOR 1 SECOND & RELEASE THE KEY & PRESS ANYOTHER KEY.

PULSARS,  
#14,SIDCO Industrial Estate,  
Thirumudivakkam,  
Chennai-600 044,India  
Ph-044 2478 3099



Title		
WIRING DIAGRAM FOR PMV5340_1V0		
Size	Document Number	Rev
A4	<Doc>	<RevCode>
Date:	Thursday, May 31, 2007	Sheet 1 of 1